

www.TrendForexSystem.com

PivotCandle Trading System

You Can Give Away This Report

You may give it away to your friends, or otherwise freely distribute this report. However, you may not copy, change, or modify this report in any way.

Profitable Trend Forex System

To succeed in trading, you simply need to do two things:

1. Identify the current trend
2. Jump into that trend with perfect timing

Discover how to do these tasks
with rock-solid confidence and amazing accuracy
- and take your trading to a whole new level

<http://www.TrendForexSystem.com>

All rights reserved. Except for brief quotations in a review of this publication, no part of this publication may be reproduced, stored in a retrieval system, or transmitted in any form or by any means – including electronic, mechanical, photocopy, recording, scanning or otherwise – without the prior written permission of the author.

Disclaimer and Risk Warning:

Trading any financial market involves risk. This e-book and the website www.trendforexsystem.com and its contents are neither a solicitation nor an offer to Buy/Sell any financial market. The contents of this e-book are for general informational purposes only (contents also mean the website www.trendforexsystem.com and any email correspondence or newsletters related to the website).

Although every attempt has been made to assure accuracy, we do not give any expressed or implied warranty as to its accuracy. We do not accept any liability for error or omission. Examples are provided for illustrative purposes only and should not be construed as investment advice or strategy.

No representation is being made that any account or trader will or is likely to achieve profits or losses similar to those discussed in this e-book. Past performance is not indicative of future results.

By purchasing the e-book, subscribing to our mailing list or using the website you will be deemed to have accepted these terms in full.

The author, the website, the e-book, and its representatives do not and cannot give investment advice or invite customers to engage in investments through this e-book.

We do our best to insure that the website is available 24 hours per day but we cannot be held liable if for any reason the site is not available.

The information provided on this ebook is not intended for distribution to, or use by any person or entity in any jurisdiction or country where such distribution or use would be contrary to law or regulation or which would subject us to any registration requirement within such jurisdiction or country.

Hypothetical performance results have many inherent limitations, some of which are mentioned below. No representation is being made that any account will or is likely to achieve profits or losses similar to those shown. In fact, there are frequently sharp differences between hypothetical performance results and actual results subsequently achieved by any particular trading program.

One of the limitations of hypothetical performance results is that they are

PivotCandle Forex Trading System

generally prepared with the benefit of hindsight. In addition, hypothetical trading does not involve financial risk and no hypothetical trading record can completely account for the impact of financial risk in actual trading.

For example the ability to withstand losses or to adhere to a particular trading program in spite of the trading losses are material points, which can also adversely affect trading results. There are numerous other factors related to the market in general or to the implementation of any specific trading program, which cannot be fully accounted for in the preparation of hypothetical performance results. All of which can adversely affect actual trading results.

We reserve the right to change these terms and conditions without notice. You can check for updates to this disclaimer at any time without notification.

The content of www.trendforexsystem.com and this ebook are copyrighted and may not be copied or reproduced.

There will be no fluff, no hype whatsoever in this system. It's written in a straightforward, no-nonsense manner. The main components of PivotCandle System is a candlestick pattern called **hammer** and special types of price support and resistance known as **pivot levels**.

1. Hammer

You may already read about hammer candlestick pattern elsewhere. However, clear and concise methods of defining what a hammer is and how to trade hammers are rarely mentioned.

Here is how we define a perfect hammer pattern:

- a. The lower wick (the tail) is at least twice as large as the body and the upper wick.
- b. It's located at major support.



Figure 1 – Typical Hammer

The above photo shows a good hammer. Notice the lower tail of the candlestick is much bigger than the body and the upper wick.

Rules for defining an inverted hammer are just the opposite:

- a. The upper wick is at least twice as large as the body and the lower wick.
- b. It's located at major resistance

Below is an example of a perfect inverted hammer:

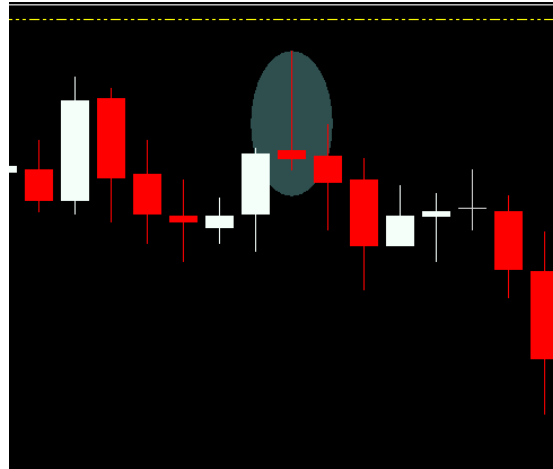


Figure 2 – Typical Inverted Hammer

2. Pivot Levels

Floor traders love pivot points. They act as magnet for price movements. If you observe how price move during any trading session, you'll notice that price often stalls or stops at pivot points before resuming its movement.

To calculate daily pivot points you need High, Low, and Close Price of the previous day.

Here are the formula for calculating daily pivot points:

Central Pivot Point (P) = $(\text{High} + \text{Low} + \text{Close})/3$

Resistance Level 1 (R1) = $2xP - \text{Low}$

Resistance Level 2 (R2) = $P + (R1 - S1)$

Resistance Level 3 (R3) = $\text{High} + 2x(P - \text{Low})$

Support Level 1 (S1) = $2xP - \text{High}$

Support Level 2 (S2) = $P - (R1 - S1)$

Support Level 3 (S3) = $\text{Low} - 2x(\text{High} - P)$

You can find a free pivot-point calculator at:

<http://www.trendforexsystem.com/pp.htm>

To calculate weekly pivot points, apply the same formula, but using High, Low, and Close Price of the previous week instead of the previous day.

3. Put everything together and generate entry signals and exit signals

This system is used on 15-minute and 4-hour timeframe. With 15-minute timeframe, daily pivot points are employed. Weekly pivot points are utilized when trading off 4-hour timeframe.

In this manual, I'll present the entry signals for swing trading off 4-hour timeframe. We use the same techniques to generate entry signals on 15-minute timeframe but using daily pivots instead of weekly pivots.

Okay, let's dive right in the meat of PivotCandle Trading System:

Buy Entry Signals: Three criteria must be fulfilled:

- a. Price must be above 20-period Exponential Moving Average (EMA20) and EMA20 must be above 50-period Exponential Moving Average (EMA50).
- b. Price moved past a pivot level (S1/S2/S3/P/R1/R2/R3) and retraced back to that level.
- c. A hammer formed.

When the hammer candlestick closed, we enter at market price with **three** lots. Stop loss should be placed 10-20 pips below the Low of the hammer depending on the volatility of the currency pairs we're trading.

Exit Signals:

- a. When price moves in our favor the same distance as our stop loss we take one lot out. For example, if our stop loss is 50 pips away from entry price, when we have 50 pips in profit we exit one lot.

- b. For the remaining two lots, we trail our stop loss a few pips (5-10 pips) below EMA20. We let our profits run and let the market decide when our positions are closed.

For sell (short) entry and exit signals, the rules are obviously the opposite of the rules for buy (long) signals.

Here is an example of a long trade with clear entry and exit signals:

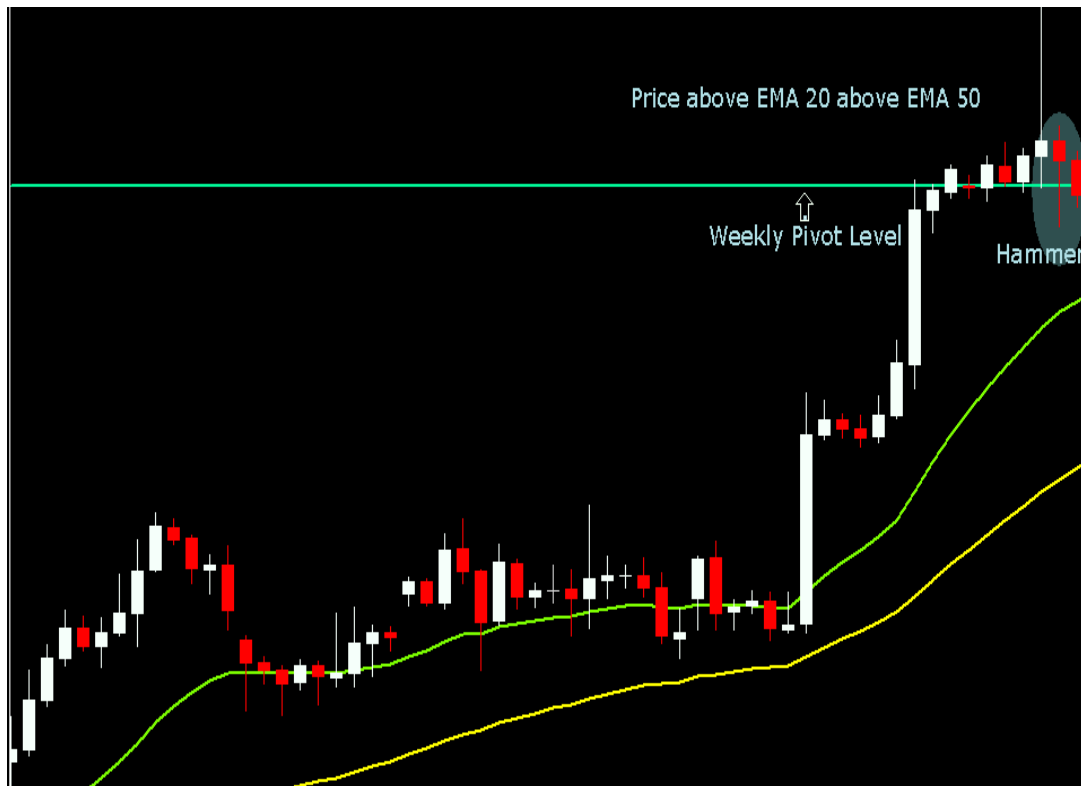


Figure 3 – Enter long at the close of the hammer

In this example, price was above EMA20 (green color) which was in turn above EMA50 (yellow color). The first requirement was fulfilled. Next, price moved beyond the pivot level and then retraced back and tested that level. Finally, a hammer formed. When this hammer candlestick closed, we entered at market price.

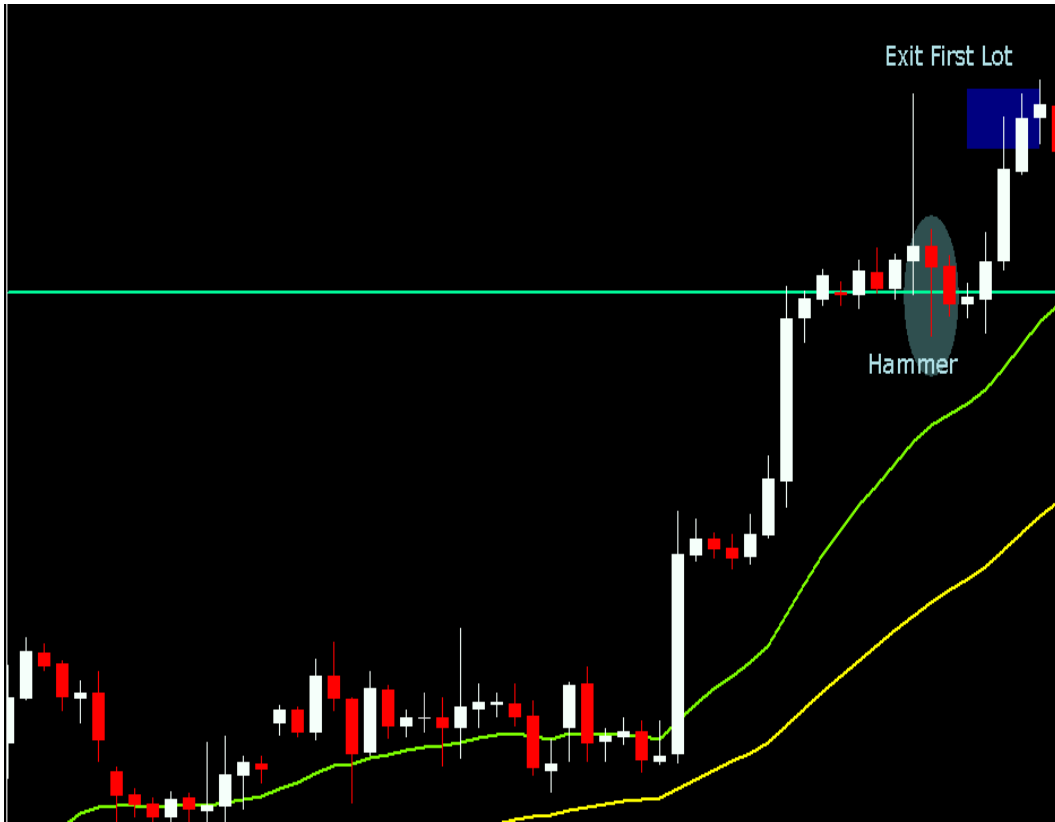


Figure 4 – Exit Our First Lot, Trail Stop Loss Just Below EMA20 (green color) for The Remaning Two Lots



Figure 5 – Exit The Remaining Two Lots

Profitable Trend Forex System

To succeed in trading, you simply need to do two things:

1. Identify the current trend
2. Jump into that trend with perfect timing

Discover how to do these tasks
with rock-solid confidence and amazing accuracy
- and take your trading to a whole new level

<http://www.TrendForexSystem.com>